

Essential Commercial TV with Multiple Use

LU340C

LG Commercial Lite TVs are designed specifically for hospitality and business environments. With the use of simple user-friendly interfaces and superb images and video, the LU340C creates a more hospitable welcome for guests and customers.



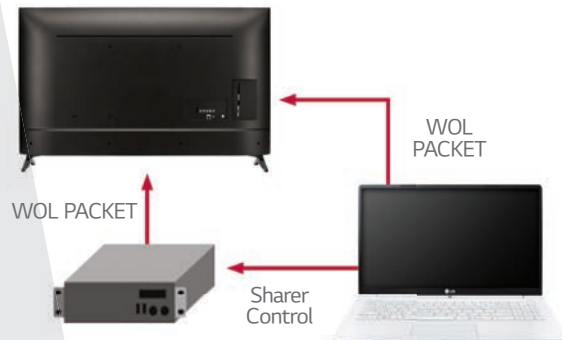
Essential Commercial TV with Multiple Use

LU340C

Easy Management & Usability

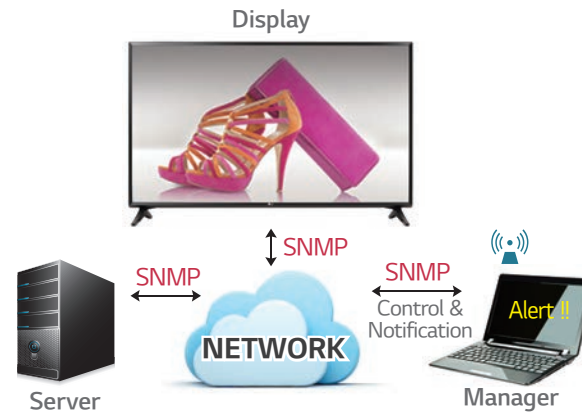
Wake-up On LAN

WOL is the Ethernet computer networking standard to turn on TV or PC by transferring a network message. The message is transferred through another computer connected the same local areas.



SNMP

SNMP (Simple Network Management Protocol) ensures convenient network management for SI and business managers.



Compatibility with AV Control system

This LG TV has Crestron Connected Certification, a function that is dedicated to meeting room and that meets the growing need in corporate meeting space market.



* It is a network based control system.
Available AV control systems may differ by regions.

Essential Commercial TV with Multiple Use

LU340C

Value Added Features

Time Scheduler

Create your own time scheduler of your Commercial TV. Once you set opening/closing hours and holidays, the TV will turn on/off according to work schedule.



USB Auto Playback / USB Auto Playback+

Create and sequentially play playlists composed of informative media (video, music and image) you choose without PC and any installation.



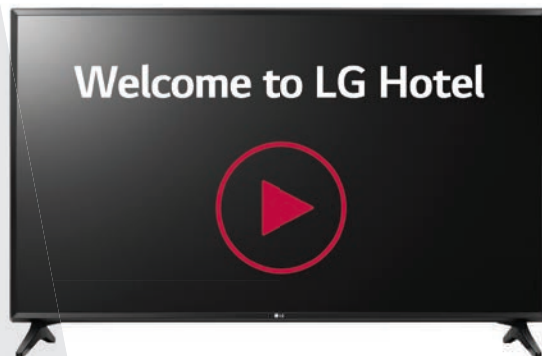
Essential Commercial TV with Multiple Use

LU340C

Value Added Features

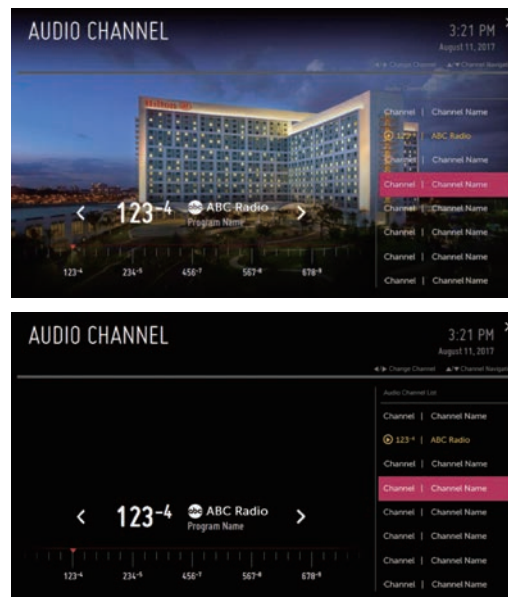
Welcome Video / Screen

With the capability to display repeatedly various video formats as well as images, Commercial Lite TVs allow for a greater variation of greeting messages in hotel rooms which make customers feel more welcome and cared for.




Audio Ch

It is an app grouping audio/radio channels in order to control tunes (not ch. Zapping) and to provide better sound experience.



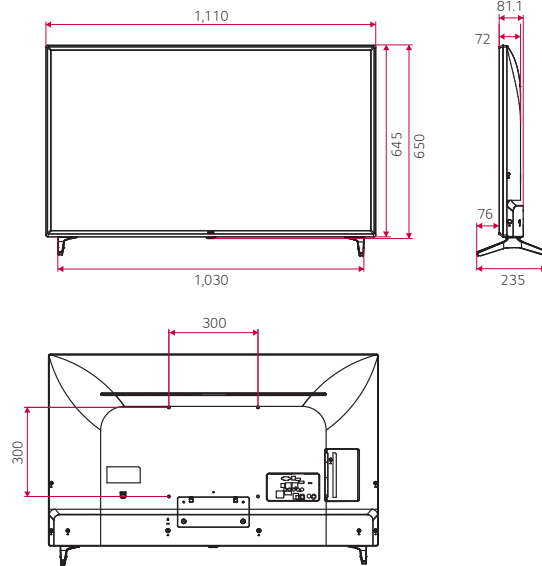
External speaker out

Enhance the entertainment experience by adding an additional speaker. Guests listen to and control the TV audio from anywhere in the business areas, including restrooms.

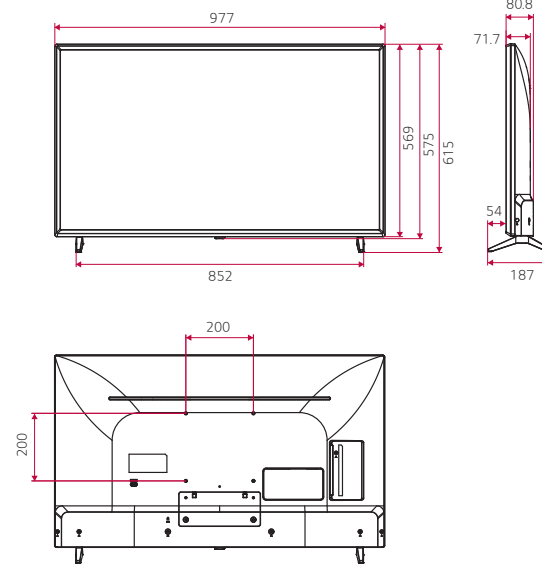


Dimensions

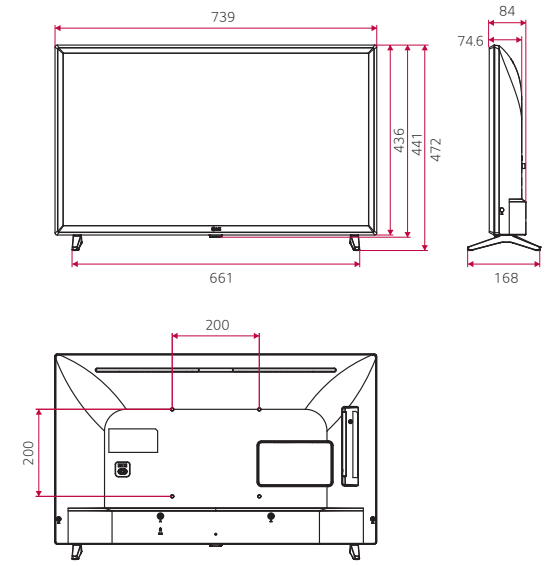
49"



43"

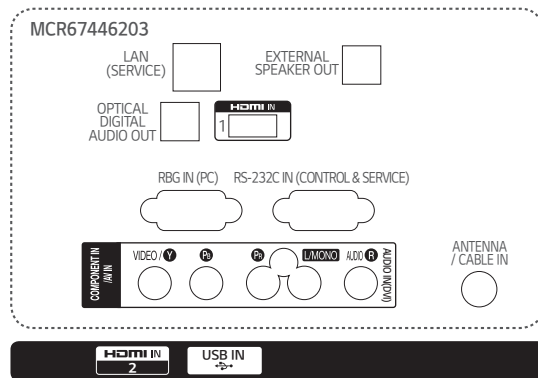


32"

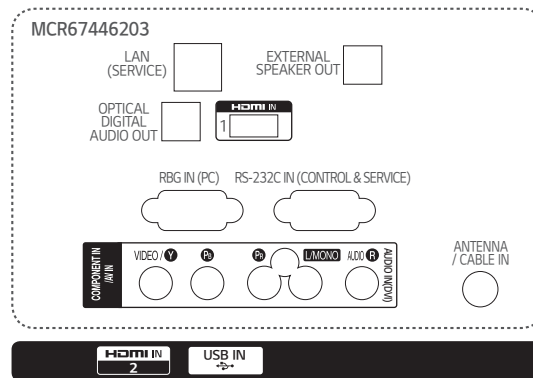


Connectivity

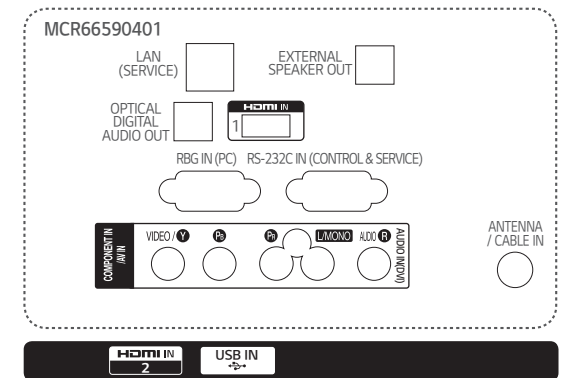
49"



43"



32"



* Dimensions & Jack Panels (Read/Side) may differ from the above image, so please reach LG salesteam to ensure before order.

Specifications

		49LU340C	43LU340C	32LU340C
DISPLAY	Inch	49"	43"	32"
	Backlight Type	LED (Direct)	LED (Direct)	LED (Direct)
	Resolution	1,920 x 1,080 (FHD)	1,920 x 1,080 (FHD)	1,366 x 768 (HD)
	Brightness (cd/m ²)	TBD	TBD	TBD
	Dynamic Contrast Ratio (Dynamic MCI (Hz))	1,000,000:1	1,000,000:1	1,000,000:1
	Static (Panel) Contrast Ratio	1,200:1	1,200:1	1,200:1
	Viewing Angle Degree	178 x 178	178 x 178	178 x 178
	Response Time (G to G, ms)	(TBD)	(TBD)	(TBD)
BROADCASTING SYSTEM	Analog	• (PAL-M/N / NTSC-M)	• (PAL-M/N / NTSC-M)	• (PAL-M/N / NTSC-M)
	Digital	• (ISDB-T)	• (ISDB-T)	• (ISDB-T)
VIDEO	XD Engine	•	•	•
	Aspect Ratio	• 6 modes (16:9, Original, 4:3, Vertical Zoom, All-Direction Zoom, Just Scan)		
AUDIO	Audio Output	10 W + 10 W	10 W + 10 W	5 W + 5 W
	Speaker System	2.0 ch	2.0 ch	2.0 ch
	Sound Mode	• 6 modes (Standard, News, Music, Cinema, Sport, Game)		
	Clear Voice	• (Clear Voice III)	• (Clear Voice III)	• (Clear Voice III)
HOSPITALITY FEATURE	Hotel Mode, Lock Mode, Welcome Video / Screen, Insert Image, External Speaker Out, RJP Interface, RJP Compatibility, USB Auto Playback / USB Auto playback+, Auto Off / Sleep Timer, Smart Energy Saving, Motion Eye Care, Crestron Connected (Network Based Control)			
JACK INTERFACE	Set Side	HDMI In, USB 2.0	HDMI In, USB 2.0	HDMI In, USB 2.0
	Set Rear	RF In, AV In, Component In (RCA5 Type), Digital Audio Out, HDMI / HDCP Input, RGB In, PC Audio Input, RS-232C (Control & Service), RJ45, External Speaker Out		
DIMENSION (UNIT : MM)	Vesa	300 x 300	200 x 200	200 x 200
	W x H x D / Weight (with stand)	1,110 x 705 x 303 / 14.5 kg	977 x 630 x 303 / 11.2 kg	739 x 472 x 168 / 4.9 kg
	W x H x D / Weight (without stand)	1,110 x 650 x 72 / 11.3 kg	977 x 575 x 71.7 / 8.0 kg	739 x 441 x 74.6 / 4.85 kg
	W x H x D / Weight (Packing)	1,296 x 770 x 171 / 17.2 kg	1,147 x 660 x 175 / 13.9 kg	812 x 510 x 141 / 6.1 kg
POWER (UNIT : WATTS)	Voltage, Hz	100 ~ 240V, 50/60Hz	100 ~ 240V, 50/60Hz	100 ~ 240V, 50/60Hz
	Max	110	97	60
	Typical	68	59	36
	Energy saving (Min/Med/Max)	50.6 / 35.1 / 18.0	44.8 / 32.1 / 17.9	28 / 20.8 / 12.9
	Stand-by	0.5W↓	0.5W↓	0.5W↓

* Specifications are subject to change without notice, so please reach LG salesteam to ensure before order.

Download LG Commercial Display Mobile App



www.lg.com/b2b
[youtube.com/c/LGCommercialDisplay](https://www.youtube.com/c/LGCommercialDisplay)
<https://www.facebook.com/LGInformationDisplay/>
<https://www.linkedin.com/company-beta/16235211/>

LG may make changes to specifications and product descriptions without notice.
 Copyright © 2018 LG Electronics Inc. All rights reserved. "LG Life's Good" is a registered trademark of LG Corp.
 The names of products and brands mentioned here may be the trademarks of their respective owners.

